

5

10

15

Long-term effect of carbohydrate reserves on growth and reproduction of *Prosopis denudans* (Fabaceae): implications for conservation of woody perennials

65

70

Alejandra E. Vilela*, Paola R. Agüero, Damián Ravetta and Luciana González-Paleo

75

20

CONICET-Museo Egidio Feruglio, Fontana 140, Trelew, Chubut, Patagonia, Argentina

*Corresponding author: CONICET-Museo Egidio Feruglio, Fontana 140, Trelew, Chubut, Patagonia, Argentina. Tel: +54 280 443 2100. Email: vilela@agro.uba.ar

80

25

Prosopis denudans, an extreme xerophyte shrub, is consumed by ungulates and threatened by firewood gathering, because it is one of the preferred species used by Mapuche indigenous people of Patagonia. In a scenario of uncontrolled use of vegetation, it is very difficult to develop a conservation plan that jointly protects natural resources and its users. We performed a field experiment to assess the impact of defoliation on growth, reproduction and stores of a wild population of *P. denudans*. We imposed four levels of defoliation (removal of 100, 66, 33 and 0% of leaves) and evaluated the short- and long-term (3 years) effects of this disturbance. Seasonal changes in shoot carbohydrates suggested that they support leaf-flush and blooming. Severely defoliated individuals also used root reserves to support growth and leaf-flush after clipping. Vegetative growth was not affected by defoliation history. Leaf mass area increased after the initial clipping, suggesting the development of structural defenses. The depletion of root reserves at the end of the first year affected inflorescence production the following spring. We conclude that *P. denudans* shrubs could lose up to one-third of their green tissues without affecting growth or inflorescence production. The removal of a higher proportion of leaves will diminish stores, which in turn, will reduce or completely prevent blooming and, therefore, fruit production the following seasons. Very few studies integrate conservation and plant physiology, and we are not aware, so far, of any work dealing with long-term plant carbon economy of a long-lived perennial shrub as an applied tool in conservation. These results might help the development of management strategies that consider both the use and the conservation of wild populations of *P. denudans*.

85

30

35

40

Key words: Leaf-flush, leaf mass area, non-structural carbohydrates, root carbohydrates, shoot carbohydrates, vegetative growth

100

45

Editor: Mark Van Kleunen

Received 30 September 2015; Revised 30 November 2015; accepted 7 December 2015

Cite as: Vilela AE, Agüero PR, Ravetta D, González-Paleo R (2016) Long-term effect of carbohydrate reserves on growth and reproduction of *Prosopis denudans* (Fabaceae): implications for conservation of woody perennials. *Conserv Physiol* 4: doi:10.1093/conphys/cov068.

105

50

55

Introduction

Since ancestral times, xeric species of the desert have been consumed by wildlife and used as edible, medicinal, fodder, construction and fuel resources by different aboriginal societies

(Ladio and Lozada, 2009). The worldwide-distributed genus *Prosopis* L. (Fabaceae) is one of the most important elements providing firewood, timber, edible fruits and forage for wildlife and domestic herbivores in arid and semi-arid countries (Burkart, 1976). *Prosopis denudans* Benth, the southernmost species of

110

115 the genus, is a socially significant species, producing wild edible
 fruits frequently used by indigenous communities of Patagonia
 (Ladio and Lozada, 2004). Pods are also consumed by sheep
 and guanaco (*Lama guanicoe*; Ladio and Lozada, 2009). These
 120 ungulates can have a dramatic impact on the vegetation of an
 ecosystem (Bergström and Edenius, 2003). During the summer,
 leaves, stems and fruits of this shrub represent >3% of guanaco
 diet (Baldi *et al.*, 2004). During the winter, when the availability
 of herbaceous strata decreases, the guanaco feed mainly on the
 shrub strata (Puig and Videla, 1997). The introduction of sheep
 125 and the increase in the human population after the arrival of
 European settlers in Patagonia (~1870) marked the beginning
 of ecological problems in Patagonia (Soriano, 1983). Along
 with the pressure posed by ungulates, firewood gathering also
 contributes to the threat to *P. denudans* populations, because
 130 this is one of the preferred species used by Mapuche indigenous
 people of Northwestern Patagonia. Dead and live wood are
 mixed to make the fire last longer. Live wood also goes to small
 industries and coal production (Cardoso *et al.*, 2012). Extensive
 grazing and local firewood gathering also threatens other multi-
 135 stem species of the genus *Prosopis* in the Monte desert (Villagra
et al., 2005).

Woody plants accumulate and store carbohydrate reserves
 in roots, stems or leaves during periods when supply exceeds
 140 demands for maintenance and growth (Kozłowski *et al.*,
 1991). After a severe disturbance, reserves need to be allo-
 cated to the maintenance of the surviving tissues (respiration)
 and the regeneration and maintenance of new stem, leaf and
 root tissues (Marquis *et al.*, 1997; Lambers *et al.*, 2002).
 145 Particularly in deciduous species such as *Prosopis*, winter res-
 piration and the beginning of both vegetative and reproduc-
 tive growth occur in the absence of photosynthesizing leaves
 and must be totally dependent on reserves (Loescher *et al.*,
 1990); therefore, an adequate reserve at the time of distur-
 150 bance and a rapid redevelopment of leaf area by extensive
 sprouting seem critical for resilience and a rapid rebuilding of
 carbohydrate reserves (Landhäusser and Loeffers, 2002). The
 need to balance competition for external resources with toler-
 155 ance for damage and disturbance, such as herbivory, fire, wind
 and ice, causes woody plants to invest large amounts of car-
 bon in lignified support tissues, defense and storage (Dietze
et al., 2014). Resprouted leaves are usually tougher than the
 originals. They have a higher leaf mass area (LMA) and thus,
 higher construction costs (Funk, 2013) but they are also better
 160 defended against external herbivores (Coley, 1983).

So far, the damage caused by wildlife, cattle and rural
 dwellers in Patagonia has not been quantified. Only 4.7% of
 arid and semi-arid Patagonia is protected from anthropogenic
 degradation (Burkart *et al.*, 2007). The scarce information
 165 available on wild woody perennials does not allow for the
 development of sustainable strategies to obtain fuel plants.
 Physiological studies can provide mechanistic explanations
 for how plants respond to disturbance and therefore guide
 management and policy-making for plant conservation
 170 (Wikelski and Cooke, 2006; Cooke and O'Connor, 2010;
 Lennox and Cooke, 2014). We are not aware, so far, of any

work dealing with long-term plant carbon economy of a long-
 lived perennial shrub as an applied tool in conservation.

In order to provide guidance for management of *P. denu-*
dans, we performed a field experiment to assess the short- and
 long-term impact of green tissue loss on growth, reproduc-
 175 tion, defense and carbohydrate stores of a wild population.
 After spring leaf-flush, plants were exposed throughout a
 growth season to four treatments of clipping (0, 33, 66 and
 180 100% leaf removal).

We expected to decrease carbohydrate stores and change
 plant allocation priorities with our manipulative experiment,
 because after the loss of above-ground tissue, the maintenance
 of surviving tissues, regrowth and survival are related to non-
 185 structural carbohydrate (NSC) pools (Chapin *et al.*, 1990;
 McPherson and Williams, 1998).

Our hypotheses were as follows.

- (i) Shoot carbohydrate reserves (NSC_{shoot}) will support the
 190 production of leaves. We predict that NSC_{shoot} will
 increase throughout the growth season after leaf-flush in
 control plants, whereas in plants under severe defolia-
 195 tion treatments NSC_{shoot} will remain low because of the
 continuous production of new leaves.
- (ii) Given the decrease or lack of current photosynthesis
 caused by the clipping treatments, root carbohydrate
 stores (NSC_{root}) will sustain vegetative growth and
 200 reproduction. Therefore, we predict a depletion of
 NSC_{root} in severely defoliated individuals. This, in turn,
 will reduce vegetative growth and inflorescence
 production in the following years.
- (iii) Repeated clipping will induce structural defenses in
 205 leaves. Leaves flushed after clipping will show higher
 mass per unit leaf area (LMA) than spring leaves.

Finally, we explore the relationship between root reserves and
 future reproduction and we discuss the implications of short-
 and long-term effects of green biomass loss for the conserva-
 210 tion of populations of *Prosopis*.

Materials and methods

Plant material and study site

Prosopis denudans is a deciduous spiny shrub, 1–2 m tall,
 endemic to southern Argentina (Correa, 1984). It is an
 extreme xerophyte and it is also the most frost hardy in the
 genus, growing at its southernmost limits. *Prosopis* species
 220 resprout at the beginning of spring and stay in leaf until
 autumn. Initiation of leaf production and cambium activity
 appear to be rather independent of rainfall. Most *Prosopis*
 species produce abundant flowers at a predictable time of
 225 year, because they bloom independently of yearly rainfall fluctu-
 ation (Mooney *et al.*, 1977), responding rather to photoper-
 iod and to the length of the growing season (Solbrig and
 Cantino, 1975).

230 This experiment was performed in the ecotone between the
 Monte and Patagonia deserts between September 2008 and
 September 2010. The Monte biogeographical province covers
 an extensive area, from the subtropical northern part of
 Argentina at 24°S to the temperate northern region of
 Patagonia at 44°S (Roig *et al.*, 2009). The mean annual pre-
 235 cipitation in this area is <200 mm, with a mean temperature
 of 13°C and an absolute minimum of -10°C. *Prosopis* is the
 second-most dominant genus of the Monte desert (Cabrera,
 1994).

240 Defoliation treatments were applied to a wild population
 located in Estancia Santa Isabel, Rawson, Chubut, Argentina
 (43°24'51" S; 65°04'46" W). Forty individuals of *P. denudans*
 var. *stenocarpa* Burkart of similar size and shape were selected
 245 in the field. For all selected shrubs, we measured the maximal
 crown diameter and the diameter orthogonal to this. With
 these data, we estimated shrub size by using the formulae of
 the ellipse (Maestre and Cortina, 2005). The mean projected
 area of the shrubs was 0.59 ± 0.05 m². Ten shrubs were ran-
 250 domly assigned to each defoliation treatment. No significant
 differences in pre-defoliation size were found between shrubs
 assigned to different treatments ($F = 0.79$; $P = 0.50$).

Defoliation treatments

255 To examine the short- and long-term effects of leaf removal on
 growth, reproduction and carbohydrate reserves, we applied
 the following clipping treatments (10 shrubs per treatment):
 (i) undefoliated control (0%-def); (ii) removal of 33% leaf
 area (33%-def); (iii) removal of 66% leaf area (66%-def); and
 260 (iv) removal of 100% leaf area (100%-def).

Given that a reliable quantification of damage posed by
 people or animals to *P. denudans* is not available, we covered
 all possibilities with these treatments. To achieve the levels of
 defoliation, removing one leaf from every three leaves in the
 265 plant was equivalent to 33%-def and two leaves from every
 three, 66%-def. Defoliation was completed within 2 days. The
 initial clipping was applied immediately after the completion
 of the spring leaf-flush. Leaf resprouting occurred ~4 weeks
 270 after the initial clipping. A mid-season clipping was applied to
 every individual (except control) as soon as resprouted leaves
 of 100%-def individuals were fully expanded. Defoliation
 treatments were applied only during the first season of the
 experiment (2008).

Morphological traits and chemical analysis

275 Vegetative growth was estimated at the end of the growing
 season (autumn 2008–2009 and 2010) in a non-destructive
 way, using a regression equation that significantly related the
 shoot length and weight ($y = -0.4242 + 0.1x$; $r^2 = 0.90$).
 280 Vegetative growth was estimated with the aid of 0.2 m × 0.2 m
 quadrats (three subsamples per plant; 10 plants per treat-
 ment). Current year vegetative growth within the quadrat,
 easily recognizable by the brown colour, was measured with a
 measuring tape and entered in the equation previously
 285 mentioned.

The number of inflorescences per plant was estimated
 using the aid of 0.2 m × 0.2 m quadrats. Every inflorescence
 within a quadrat was counted. Three quadrats per plant were
 measured (three subsamples per plant). The mean of those
 290 three subsamples was expressed as the inflorescence produc-
 tion per unit area (0.04 m² quadrat) of each plant. We calcu-
 lated inflorescence production only with the production of
 inflorescences, because interannual variability in fruit produc-
 tion has been observed in the genus (Mooney *et al.*, 1977;
 295 Salvo *et al.*, 1988). Particularly in *P. denudans*, flower preda-
 tion and abortion account for as much as 80% of pre-anthesis
 mortality (Cariaga *et al.*, 2005). Given the extremely low
 fruit-to-flower ratio and the high between-year variability pre-
 viously reported for this species, it was not possible to relate
 300 fruit production to experimental loss of leaves.

Inflorescences (10 subsamples per plant; 10 plants per
 treatment) were stored in plastic bags during transport to the
 laboratory and oven-dried at 50°C to constant weight.
 Inflorescence production was calculated as follows:

$$\begin{aligned} \text{Inflorescence production (g inflorescence per } 0.04 \text{ m}^2) \\ &= \text{number of inflorescences per } 0.04 \text{ m}^2 \\ &\times \text{average weight of one inflorescence.} \end{aligned}$$

The average weight of one inflorescence was calculated from
 310 10 subsamples per plant.

During the first year of the experiment, shoots were har-
 315 vested on three occasions. The first harvest was after leaf-flush
 and before the initial clipping, hereafter referred to as 'initial'.
 The second harvest was between the initial and mid-season
 clippings, hereafter referred to as 'intermediate'. The third
 harvest of shoots occurred at the end of the growth season,
 hereafter referred to as 'final'. Spring harvest of shoots (initial)
 320 was repeated during the second and third year of the experi-
 ment. Autumn harvest (final) was repeated in the second year.

Surface roots of 0.7–1.5 cm in diameter were harvested in
 325 early autumn, at the end of the growth season, during the first
 and second year of the experiment. Information about the root
 system of *P. denudans* is not available, but a mean number of
 15–30 surface roots have been described for *Prosopis flexuosa*, a
 coexisting species of *P. denudans* in the experimental site
 (Guevara *et al.*, 2010). As this was a long-term experiment and
 330 sampling living plants is a destructive method, we sampled only
 half of the individuals (five repetitions per treatment) each year.
 Different individuals were sampled in the first and the second
 year. We did not detect any impact on the above-ground biomass.

The youngest fully expanded leaves (five subsamples per
 335 plant; 10 plants per treatment) were clipped 2–3 h after sun-
 rise on 23 September 2008 and stored in plastic bags during
 transport to the laboratory. Leaf area was determined using
 UTHSCSA Image Tool for Windows, Version 2.02. After
 340 scanning, leaves were oven-dried until constant weight.
 Rehydration of leaves was unnecessary because specific leaf
 area was <10 m² kg⁻² (Garnier *et al.*, 2001). Specific leaf area

was calculated as the ratio of leaf area to leaf weight. Leaf mass per unit area (LMA) was calculated as 1/specific leaf area according to Hanley *et al.* (2007).

Carbohydrate storage was determined as the amount of non-structural carbohydrates present in roots and shoots (NSC) by the anthrone method (Yemm and Willis, 1954). Non-structural carbohydrates include sugars, starch, fructosans and some glucosides, but not the major structural carbohydrates, such as cellulose and hemicellulose (Chiarello and Roughgarden, 1984). Extraction has been accomplished in samples by acid hydrolysis (Reynolds and Smith, 1962). Samples (500 mg) were refluxed for 1 h with 100 ml of HCl solution (10%, v/v). In this way, the starch is hydrolysed to glucose. Glucose in the hydrolysed extract can be determined colorimetrically using anthrone reagents. Anthrone solution was prepared by dissolving 200 mg of anthrone OR (Mallinckrodt Chemical Works, USA) in 100 ml of sulfuric acid solution (75%, v/v). Glass tubes filled with 2.5 ml of anthrone solution, 60 µl of NSC extract and 440 µl of distilled water were mixed and heated in boiled water for 10 min. The concentration of NSC was determined at 620 nm wavelength with a UV-270 spectrophotometer (Metrolab, Argentina), using glucose as the standard.

Statistics

Vegetative growth, inflorescence production and NSC_{shoot} content were measured several times on the same individuals. In order to detect any overall differences between related means, we used a repeated-measures general linear model (GLM). Given that a significant treatment by time interaction was found in the analysis of NSC_{shoot} content (Table 1), we explored the simple effects of treatment and time.

Student's paired t-test for dependent samples was performed to check for differences in final NSC_{root} (first vs. second year) and in LMA (initial vs. mid-season clipping). The assumption of normality of residual variance was tested using Lilliefors' test and the assumption of homogeneity of residual

variance by Levene's test. When necessary, data were transformed to attain a normal distribution. Inflorescence production was transformed using natural logarithm to meet assumptions of normality. Tukey's HSD test was used as a *post hoc* test to examine treatment-specific effects. In all statistical tests, a *P*-value of ≤0.05 was accepted as significant, but other values are shown for descriptive purposes. To control type I error rates, we adjusted α for our analyses of shoot NSC content (Table 1) and allocation to reproduction, growth, storage and defense (Table 2 and Fig. 3), using the Bonferroni correction by the Sidak method (Sokal and Rohlf, 1995).

Results

Shoot non-structural carbohydrate content

We evaluated the dynamics of NSC content of shoots (NSC_{shoot}) over time. Given the significant time by defoliation

Table 2: Effect of defoliation on defense of wild *Prosopis denundans* subjected to removal of 100, 66, 33 and 0% of leaf area

Defoliation treatment	Leaf mass area (kg m ⁻²)	
	Initial clipping	Mid-season clipping
0%-def	0.16 ± 0.01 ns NS	0.16 ± 0.01 ^a NS
33%-def	0.16 ± 0.01 ns NS	0.15 ± 0.01 ^a NS
66%-def	0.15 ± 0.01 ^A ns	0.19 ± 0.01 ^{bB}
100%-def	0.16 ± 0.01 ^A ns	0.18 ± 0.01 ^{bB}
Between treatments	$F_{3,36} = 0.57 P = 0.55$	$F_{3,36} = 2.76 P = 0.06$

For each date, a general linear model (GLM) was applied for the effects of treatment (defoliation). Lower case letters within a row indicate differences between treatments for the same date. For each treatment, repeated-measures GLMs were applied for the effects of time. Different capital letters within a column indicate significant differences between dates at the *P* < 0.05 level. *P*-values <0.05 remained significant after Bonferroni correction by the Sidak method. The GLM statistics are *F*-values. ns, non-significant.

Table 1: Repeated-measures GLM for shoot NSC concentration (as a percentage of shoot dry weight), vegetative growth (in grams of last-year shoots 0.04 m⁻²) and reproductive output (in grams of inflorescences 0.04 m⁻²) by defoliation treatment (0, 33, 66 and 100% defoliation) over time

	NSC _{shoot} (% shoot dry weight)			Vegetative growth (first–second–third year)			Reproductive output (first–second–third year)		
	d.f.	SS	<i>F</i>	d.f.	SS	<i>F</i>	d.f.	SS	<i>F</i>
Between subjects									
Defoliation treatment	3	37.95	6.08***	3	773.71	1.21 ^{ns}	3	2321.01	4.08**
Error	36	74.85		36	7643.99		36	6824.71	
Within subjects									
Time	5	101.19	7.54*	2	93.63	0.98 ^{ns}	2	12567.54	58.19***
Time × defoliation	15	148.51	3.69**	6	91.85	0.32 ^{ns}	6	426.70	0.65 ^{ns}
Error	180	482.59		72	3434.74		72	7830.94	

Abbreviations: GLM, general linear model; ns, non-significant; NSC, non-structural carbohydrate; and SS, sums of squares. Values shown are mean SS. The GLM statistics are *F*-values. **P* < 0.05; ***P* < 0.01; ****P* < 0.001. *P*-values <0.05 remained significant after Bonferroni correction by the Sidak method.

treatment interaction (Table 1), we explored the simple effects of treatments and time to explain the interaction.

460 **Treatment effect**

Plants subjected to different treatments showed similar initial content of NSC_{shoot} (Fig. 1; $F_{3,36} = 2.59$, not significant). Before the second clipping, NSC_{shoot} was higher in control plants (0%-def) than in defoliated plants (intermediate in Fig. 1; $F_{3,36} = 5.36^{***} P < 0.001$). At the end of the season, the NSC_{shoot} content of 100%-def individuals was significantly lower than the others (final in Fig. 1; $F_{3,36} = 4.64^{***} P < 0.001$). During the second and third year, there were no significant effects of treatment (Fig. 1).

470 **Time effect**

The NSC_{shoot} increased in control plants after spring leaf-flush expenditure (intermediate in Fig. 1; $F_{5,45} = 4.94^{***} P < 0.001$). In contrast, 100%-def plants were continuously flushing leaves throughout the season, and NSC_{shoot} remained stable and low ($F_{5,45} = 2.27$, not significant; Fig. 1). These differences between control plants and 100%-def plants accounted for the significant interaction treatment by time (Table 1). Plants in 33 and 66%-def treatments were not able to increase their NSC_{shoot} immediately after leaf-flush, like control plants, because they had to resprout partly after defoliation. Their reserve content increased after that (final; Fig. 1; $F_{5,45} = 8.52^{***} P < 0.001$ and $F_{5,45} = 2.75^{**} P < 0.01$ for 33%-def and 66%-def, respectively).

Vegetative growth and inflorescence production

515

Vegetative growth was not affected by defoliation treatment or time (Fig. 2B and Table 1).

Leaves and inflorescences were produced synchronously at the beginning of spring before the application of defoliation treatments; therefore, inflorescence production did not differ between treatments during the first year (Fig. 2A). In the second year of the experiment, control plants produced more inflorescences than defoliated plants. In the third year, only individuals under 100%-def produced fewer spikes than control ones (Fig. 2A). Repeated-measures GLM indicated that there was a significant time effect (Table 1) because the production of inflorescences in the second year was lower than that of the first year for every treatment (Table 1). The significant effect of treatment corresponded to the significantly lower inflorescence production of 100%-def plants compared with that of control plants (Table 1).

520

525

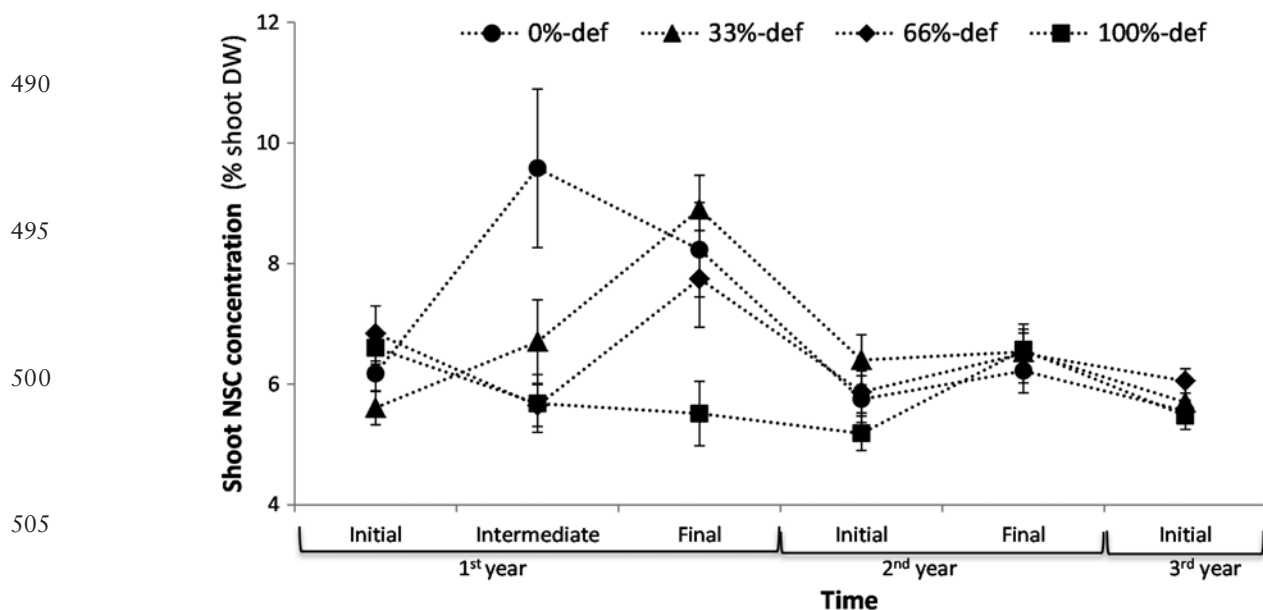
530

Root non-structural carbohydrate content

535

At the end of the first growing season, NSC_{root} was significantly lower in individuals severely defoliated (66 and 100%-def) than in control individuals (Fig. 3). The NSC_{root} did not change between the first and the second year in any treatment ($P > 0.05$). The reserves of plants under 100%-def remained 30% lower than that of control plants in the second year ($P < 0.01$). The level of NSC_{root} was found to influence the

540



510 **Figure 1:** Variation of shoot non-structural carbohydrate (NSC) concentration of *Prosopis denudans* during 3 years. Shrubs were subjected to four levels of defoliation: 0, 33, 66 and 100% leaf removal. During the first year of the experiment, shoots were harvested concurrently with initial defoliation (initial), after mid-season defoliation (intermediate) and at the end of the growing season (April; final). The next year (second), shoots were harvested in early spring (October; initial) and early autumn (April; final) and the third year, in early spring (initial). Error bars indicate 1 SEM ($n = 10$). Abbreviations: def, defoliation; and DW, dry weight.

545

550

555

560

565

570

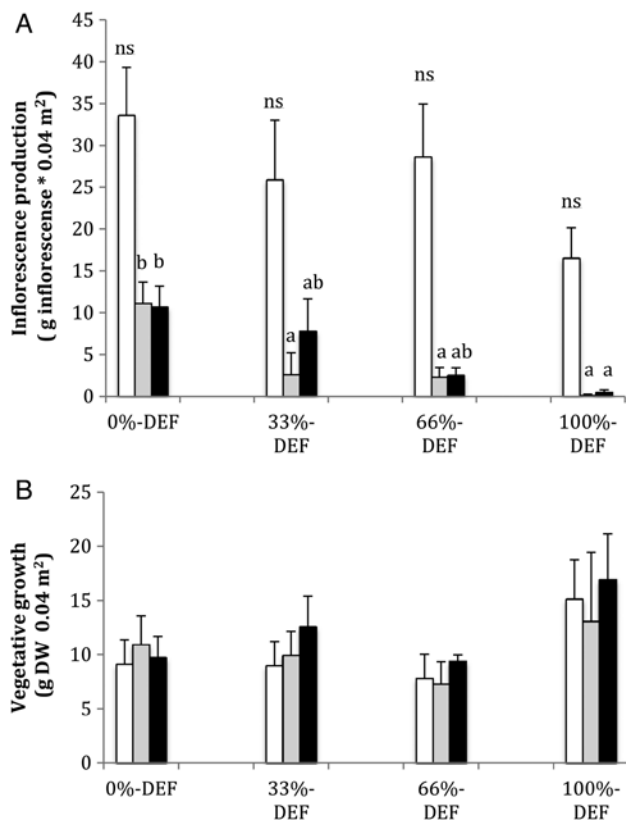


Figure 2: Variation of inflorescence production (A) and vegetative growth (B) of *P. denudans* during 3 years (white columns for year 1, grey for year 2 and black for year 3). Shrubs were subjected to four levels of defoliation (def; 0, 33, 66 and 100% of leaf removal). Different letters indicate significant differences among treatments for the same year. Effect of defoliation treatment on inflorescence production (A) = $F_{3,36} = 1.5$ (not significant), 10.71*** $P < 0.001$ and 4.91*** $P < 0.001$ for year 1, 2 and 3, respectively and vegetative growth (B) = $F_{3,36} = 1.55$ (not significant) 0.40 (not significant) and 1.29 (not significant) for year 1, 2 and 3, respectively. Error bars indicate 1 SEM ($n = 10$).

inflorescence production in the following years ($y = -2.94 + 0.31x$; $F_{1,37} = 4.06^{***}$ $P < 0.001$; $r^2 = 0.31$), i.e. plants with higher NSC_{root} in year 2 produced more inflorescences in year 3 than plants with lower reserves.

Leaf mass area

Leaf mass area of leaves initially clipped did not differ between treatments (Table 2). Leaves from individuals severely defoliated (100 and 66%-def) clipped at mid-season tended to show an increase in their LMA ($P = 0.06$; Table 2).

Discussion

Long-lived plants, with slow life histories, present a particularly demanding challenge for plant conservation biologists because the decline of a population is difficult to assess without strong commitment to collection of demographic data

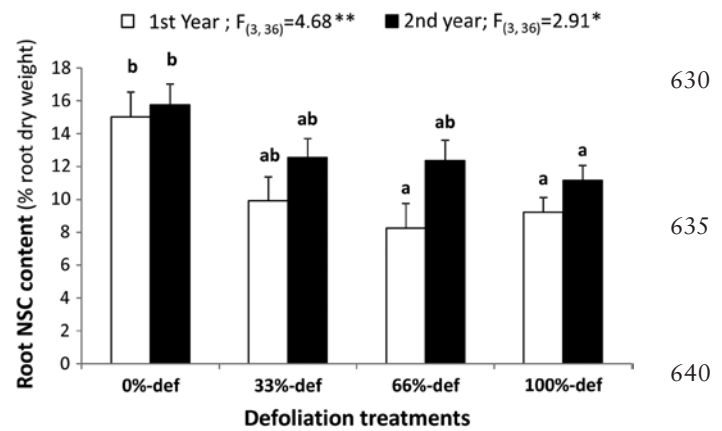


Figure 3: Root non-structural carbohydrate (NSC) content at the end of the first growing season, when defoliation treatments were applied (first year; open columns) and at the end of the second growing season (second year; filled columns). Shrubs were subjected to four levels of defoliation (def; 0, 33, 66 and 100% of leaf removal). Differences between years were not significant for any treatment ($P > 0.05$). Different letters indicate significant differences among treatments for the same year (* $P < 0.05$; ** $P < 0.01$). Error bars indicate 1 SEM ($n = 5$).

(García, 2003; Marrero-Gómez *et al.*, 2007). Although the most common immediately observed response to anthropogenic disturbance may be a population decline, in most instances the response to any outside force starts at the level of a species' physiology (Coristine *et al.*, 2014). Nonetheless, conservation decisions may be enacted in the absence of such scientific information (Salafsky *et al.*, 2002). In order to contribute to the growing need for conservation research to produce strong evidence for the consequences of human influence on wild populations, we explored how the loss of green tissue may induce changes in carbohydrate reserves of *P. denudans* and this, in turn, affects growth and reproduction in the short and long term.

Stored carbohydrates are important, particularly in arid-adapted deciduous species, for maintenance of metabolism when the duration of drought is long enough to curtail photosynthesis (McDowell *et al.*, 2008), to initiate leaf area and for flowering after the winter (Chapin *et al.*, 1990; Kozłowski and Pallardy, 2002; Mattson *et al.*, 2008).

Seasonal changes in shoot reserves of control plants suggested that they support, at least in part, leaf-flush and blooming. After the flushing expenditure, reserves were rebuilt sooner in control plants than in those subjected to defoliation. Nonetheless, when defoliation was too severe, plants were unable to increase their levels of NSC_{shoot} during the disturbance season. This is consistent with the idea that branches are temporarily carbon autonomous, and the flushing of buds depends mainly on proximate reserves (Landhäusser and Loeffers, 2002). Despite the short-term depletion of reserves in shoot tissues of 100%-def individuals, during the following spring the shrubs did not differ in NSC_{shoot} irrespective to their defoliation history, suggesting a mobilization of stored

685 NSC from roots to shoots, to support growth and other func-
tions (Chapin *et al.*, 1990).

690 Allocation of more photosynthates to roots than to shoots
(highest NSC_{root} 15.8% vs highest NSC_{shoot} 9.6%) may be a
safer strategy, typical of species used to disturbances (Frey
et al., 2003; Fan *et al.*, 2012). Maintaining carbohydrate
reserves in the roots might be expensive (Canadell and Lopez-
Soria, 1998), but in an area prone to disturbances (i.e. grazing
and firewood gathering) storage in underground organs
makes better sense than storage in above-ground biomass.
695 Besides, in unproductive habitats dependence on obligate
reseeding is dangerous because growth is slower and plants
are more likely to be killed by disturbance without recruiting
seedlings (Bond and Midgley, 2001). This is especially true for
P. denudans, in which abortion and predation account for the
700 destruction of 90–98% of all flowers (Cariaga *et al.*, 2005).

When demand exceeds the supply of carbohydrates, root
reserves are significantly depleted. Vegetative growth had a
higher priority for carbohydrates because plants in different
705 treatments of defoliation did not differ in vegetative growth.
This use of root NSC to support vegetative growth has been
reported in other woody perennials by Landhäusser *et al.*
(2012). We were not able to find evidence of downregulation
of growth to prevent depletion reserves, as has been reported
710 for annual plants (Stitt and Zeeman, 2012).

Reductions in photosynthetic surface did not affect growth,
but resulted in decreased reproduction the following season.
Similar findings were recently reported for macroalgae
(Geange, 2014). Our results also support the idea that a large
715 production of flowers represents a great investment of energy
(Dovis *et al.*, 2014), supplied by the remobilization of NSC
from roots (Mattson *et al.*, 2008; Monerri *et al.*, 2011).
Exhaustion of carbohydrates has been identified as one of the
main causes of inter-annual variability in flowering
(Goldschmidt and Golomb, 1982; Crone *et al.*, 2009; Monerri
720 *et al.*, 2011), a common observation reported for *Prosopis*
species (Mooney *et al.*, 1977; Salvo *et al.*, 1988). Our con-
tribution seems to be the first report for *Prosopis* confirming the
positive role of root reserves in long-term reproduction.
725

Defoliation also increased allocation to defense. Leaf mass
per unit leaf area has been suggested as a measure of sclero-
phyllly (Gratani and Varone, 2004). Given that tougher leaves
730 are better defended against external herbivores (Coley, 1983),
a negative relationship between LMA and chewing herbivory
has been found (Hiura and Nakamura, 2013). This trait is
closely correlated with the construction cost of the leaf
(Niinemets, 2001), its photosynthetic capacity, nitrogen con-
735 tent per unit mass and leaf lifespan (Wright *et al.*, 2004).

We conclude that spring leaf-flush and blooming were sup-
ported by shoot reserves. After this expenditure of carbohy-
drates in spring, reserves were built up. When the supply of
photoassimilates was limited by losses of green tissue, root
740 NSC stores were remobilized to support growth, provoking a
depletion of reserves at the end of the disturbance season.

The next spring, shoots regained the original levels of NSC
before leaf-flush, indicating remobilization from roots and
further exhaustion of root stores. This depletion affected
inflorescence production in the long term. Although flowering
745 was greatly affected by depletion of reserves, vegetative
growth was not, either in the short term or in the long term.

Implications for conservation of arid-adapted perennials

750 Desert shrubs constitute the major source of fuel in countries
with extensive rural lands (FAO, 2008). However, in arid envi-
ronments wood is limited in size and diversity, and therefore
more difficult to find (Ramos *et al.*, 2008). Similar to *P. denu-
dans*, many other woody perennials in different regions of the
755 world are at risk because of intense use (Medeiros *et al.*, 2011).

In the present study, we show that root and shoot carbohy-
drates stores can be useful tools for conservation managers to
760 evaluate the impact of wildlife and anthropogenic actions on
the future pattern of allocation to growth and reproduction.
These physiological traits can be used to determine levels of
sustainable human use; *P. denudans* shrubs could yield up to
one-third of their green tissues without affecting growth and
765 reproductive output. In the case of removal of a higher pro-
portion of leaves, vegetative growth will not be affected, but
carbohydrate stores will be greatly diminished, which in turn
will reduce or completely prevent blooming, and therefore,
fruit production. The relationship among carbohydrate stores
770 and vital rates requires further research because large popu-
lations should be monitored for long periods of time in order to
determine whether a functional trait is a good predictor of
demographic rate (Poorter *et al.*, 2008).

Funding

775 This work was funded by Agencia Nacional de Promoción
Científica y Tecnológica (PICT 0598) and Consejo Nacional
de Investigaciones Científicas y Tecnológicas (PIP112-2011-
0100780).

References

- 785 Baldi R, Pelliza-Sbriller A, Elston D, Albon S (2004) High potential for com-
petition between guanacos and sheep in Patagonia. *J Wildl Manage*
68: 924–938.
- Bergström R, Edenius L (2003) Nature conservation from twigs to land-
790 scapes – methods for studying ecological effects of forest ungulates.
J Nat Conserv 211: 203–211.
- Bond W, Midgley J (2001) Ecology of sprouting in woody plants: the per-
sistence niche. *Trends Ecol Evol* 16: 45–51.
- Burkart A (1976) A monograph of the genus *Prosopis* (Leguminosae sub-
795 fam. Mimosoideae). *J Arnold Arbor* 57, 219–249; 450–455.
- Burkart R, Carpinetti B, Molinari R, Carminati A, Martín G, Balabusic A,
Raffo L, Machain N, Almirón M, Paz Barreto D *et al.* (2007) *Las Áreas*

- 800 *Protegidas de la Argentina. Herramienta Superior para la Conservación de Nuestro Patrimonio Natural y Cultural*. Administración de Parques Nacionales, Buenos Aires.
- Cabrera A (1994) *Regiones Fitogeográficas Argentinas Enciclopedia Argentina de Agricultura y Jardinería*. Fascículo 1. ACME, Buenos Aires.
- 805 Canadell J, Lopez-Soria L (1998) Lignotuber reserves support regrowth following clipping of two Mediterranean shrubs. *Funct Ecol* 12: 31–38.
- 810 Cardoso MB, Ladio AH, Lozada M (2012) The use of firewood in a Mapuche community in a semi-arid region of Patagonia, Argentina. *Biomass Bioenerg* 46: 155–164.
- 815 Cariaga RE, Agüero PR, Ravetta DA, Vilela AE (2005) Differences in production and mortality of reproductive structures in two *Prosopis* L. (Mimosaceae) shrub species from Patagonia, Argentina. *J Arid Environ* 63: 696–705.
- Chapin FS III, Schulze E, Mooney HA (1990) The ecology and economics of storage in plants. *Annu Rev Ecol Syst* 21: 423–447.
- 820 Chiarello N, Roughgarden J (1984) Storage allocation in seasonal races of a grassland annual: optional vs. actual allocation. *Ecology* 65: 1290–1301.
- Coley PD (1983) Herbivory and defensive characteristics of tree species in a lowland tropical forest. *Ecol Monogr* 53: 209–233.
- 825 Cooke SJ, O'Connor CM (2010) Making conservation physiology relevant to policy makers and conservation practitioners. *Conserv Lett* 3: 159–166.
- 830 Coristine LE, Robillard CM, Kerr JT, Connor CMO, Lapointe D, Cooke SJ (2014) A conceptual framework for the emerging discipline of conservation physiology. *Conserv Physiol* 2: doi:10.1093/conphys/cou033.
- 835 Correa M (1984) *Flora Patagónica. Leguminosae*. Parte IV b. Colección científica del INTA, Buenos Aires, Argentina, pp 89–297.
- Crone E, Miller E, Sala A (2009) How do plants know when other plants are flowering? Resource depletion, pollen limitations and mast-seeding in a perennial wildflower. *Ecol Lett* 12: 1119–1126.
- 840 Dietze MC, Sala A, Carbone MS, Czimczik CI, Mantooth J, Richardson AD, Vargas R (2014) Nonstructural carbon in woody plants. *Annu Rev Plant Biol* 65: 667–687.
- 845 Dovis VL, Machado EC, Ribeiro RV, Magalhães Filho JR, Marchiori PER, Sales CRG (2014) Roots are important sources of carbohydrates during flowering and fruiting in 'Valencia' sweet orange trees with varying fruit load. *Sci Hortic* 174: 87–95.
- 850 Fan Z, Ma Z, Dey DC, Roberts SD (2012) Response of advance reproduction of oaks and associated species to repeated prescribed fires in upland oak-hickory forests, Missouri. *For Ecol Manage* 266: 160–169.
- FAO (2008) *Bosques y Energía, Cuestiones Claves*. Estudios FAO, Rome, Italy.
- 855 Frey BR, Lieffers VJ, Landhäusser SM, Comeau PG, Greenway KJ (2003) An analysis of sucker regeneration of trembling aspen. *Can J For Res* 33: 1169–1179.
- Funk J (2013) The physiology of invasive plants in low-resource environments. *Conserv Physiol* 1: doi:10.1093/conphys/cot026.
- García MB (2003) Demographic viability of a relict population of a critically endangered plant, *Borderea chouardii*. *Conserv Biol* 17: 1672–1680. 860
- Garnier E, Laurent G, Bellmann A, Debain S, Berthelie P, Ducout B, Roumet C, Navas ML (2001) Consistency of species ranking based on functional leaf traits. *New Phytol* 152: 69–83. 865
- Geange SW (2014) Growth and reproductive consequences of photosynthetic tissue loss in the surface canopies of *Macrocystis pyrifera* (L.) C. Agardh. *J Exp Mar Biol Ecol* 453: 70–75.
- Goldschmidt EE, Golomb A (1982) The carbohydrate balance of alternate-bearing citrus trees and the significance of reserves for flowering and fruiting. *J Am Soc Hortic Sci* 107: 206–208. 870
- Gratani L, Varone L (2004) Leaf key traits of *Erica arborea* L., *Erica multiflora* L. and *Rosmarinus officinalis* L. co-occurring in the Mediterranean maquis. *Flora - Morphol Distrib Funct Ecol Plants* 199: 58–69. 875
- Guevara A, Giordano CV, Aranibar J, Quiroga M, Villagra PE (2010) Phenotypic plasticity of the coarse root system of *Prosopis flexuosa*, a phreatophyte tree, in the Monte Desert (Argentina). *Plant Soil* 330: 447–464. 880
- Hanley ME, Lamont BB, Fairbanks MM, Rafferty CM (2007) Plant structural traits and their role in anti-herbivore defense. *Perspect Plant Ecol Evol Syst* 8: 157–178. 885
- Hiura T, Nakamura M (2013) Different mechanisms explain feeding type-specific patterns of latitudinal variation in herbivore damage among diverse feeding types of herbivorous insects. *Basic Appl Ecol* 14: 480–488.
- Kozłowski TT, Pallardy SG (2002) Acclimation and adaptive responses of woody plants to environmental stresses. *Bot Rev* 68: 270–334. 890
- Kozłowski TT, Kramer PJ, Pallardy SG (1991) *The Physiological Ecology of Woody Plants*. Academic Press, San Diego, CA.
- Ladio AH, Lozada M (2004) Patterns of use and knowledge of wild edible plants in distinct ecological environments: a case study of a Mapuche community from northwestern Patagonia. *Biodivers Conserv* 13: 1153–1173. 895
- Ladio AH, Lozada M (2009) Human ecology, ethnobotany and traditional practices in rural populations inhabiting the Monte region: resilience and ecological knowledge. *J Arid Environ* 73: 222–227. 900
- Lambers H, Atkin OK, Millenaar FF (2002) Respiratory patterns in roots in relation to their functioning. In Waisel Y, Eshel A, Kafkafi U, eds, *Plant Roots, the Hidden Half*, Ed 3. Marcel Dekker, New York, NY, USA, pp 521–552. 905
- Landhäusser SM, Lieffers VJ (2002) Leaf area renewal, root retention and carbohydrate reserves in a clonal tree species following above-ground disturbance. *J Ecol* 90: 658–665.
- Landhäusser SM, Pinno BD, Lieffers VJ, Chow PS (2012) Partitioning of carbon allocation to reserves or growth determines future performance of aspen seedlings. *For Ecol Manage* 275: 43–51. 910

- 915 Lennox R, Cooke SJ (2014) State of the interface between conservation and physiology: a bibliometric analysis. *Conserv Physiol* 2: doi:10.1093/conphys/cou003. 970
- Loescher WH, McCamant T, Keller JD (1990) Carbohydrate reserves, translocation, and storage in woody plant roots. *HortScience* 25: 274–281. 975
- 920 McDowell N, Pockman WT, Allen CD, Breshears DD, Cobb N, Kolb T, Plaut J, Sperry J, West A, Williams DG *et al.* (2008) Mechanisms of plant survival and mortality during drought: why do some plants survive while others succumb to drought? *New Phytol* 178: 719–739. 980
- 925 McPherson K, Williams K (1998) The role of carbohydrate reserves in the growth, resilience, and persistence of cabbage palm seedlings (*Sabal palmetto*). *Oecologia* 117: 460–468. 985
- 930 Maestre FT, Cortina J (2005) Remnant shrubs in Mediterranean semi-arid steppes: effects of shrub size, abiotic factors and species identity on understory richness and occurrence. *Acta Oecol* 27: 161–169. 990
- Marquis RJ, Newell EA, Villegas AC (1997) Non-structural carbohydrate accumulation and use in an understory rain-forest shrub and relevance for the impact of leaf herbivory. *Funct Ecol* 11: 636–643. 995
- 935 Marrero-Gómez MV, Oostermeijer JGB, Carqué-Álamo E, Bañares-Baudet Á (2007) Population viability of the narrow endemic *Helianthemum juliae* (Cistaceae) in relation to climate variability. *Biol Conserv* 136: 552–562. 995
- 940 Mattson NS, Lieth JH, Kim W-S (2008) Temporal dynamics of nutrient and carbohydrate distribution during crop cycles of *Rosa* spp. 'Kardinal' in response to light availability. *Sci Hortic* 118: 246–254. 1000
- 945 Medeiros P, Santos de Almeida AL, Da Silva TC, Albuquerque UP (2011) Pressure indicators of wood resource use in an Atlantic forest area, northeastern Brazil. *Environ Manage* 47: 410–424. 1005
- 950 Monerri C, Fortunato-Almeida A, Molina RV, Nebauer SG, García-Luis A, Guardiola JL (2011) Relation of carbohydrate reserves with the forthcoming crop, flower formation and photosynthetic rate, in the alternate bearing 'Salustiana' sweet orange (*Citrus sinensis* L.). *Sci Hortic* 129: 71–78. 1010
- 955 Mooney HA, Simpson BB, Solbrig OT (1977) Phenology, morphology, physiology. In Simpson BB, ed., *Mesquite, Its Biology in Two Desert Scrub Ecosystems*. Dowden, Hutchinson and Ross, Stroudsburg, pp 26–43. 1015
- 960 Niinemets U (2001) Global-scale climatic controls of leaf dry mass per area, density, and thickness in trees and shrubs. *Ecology* 82: 453–469. 1020
- Poorter L, Wright SJ, Paz H, Ackerly DD, Condit R, Ibarra-Manríquez G, Harms KE, Licona JC, Martínez-Ramos M, Mazer SJ *et al.* (2008) Are functional traits good predictors of demographic rates? Evidence from five neotropical forests. *Ecology* 89: 1908–1920. 1025
- Puig S, Videla F (1997) Diet and abundance of the guanaco (*Lama guanicoe* Muller 1776) in four habitats of northern Patagonia, Argentina. *J Arid Environ* 36: 343–357. 975
- Ramos MA, Medeiros P, Santos de Almeida AL, Patriota Feliciano AL, Albuquerque UP (2008) Can wood quality justify local preferences for firewood in an area of caatinga (dryland) vegetation? *Biomass Bioenerg* 32: 503–509. 980
- Reynolds JH, Smith DM (1962) Trend of carbohydrate reserves in alfalfa, smooth bromegrass, and timothy grown under various cutting schedules. *Crop Sci* 2: 333–336. 985
- Roig FA, Roig-Juñent S, Corbalán V (2009) Biogeography of the Monte Desert. *J Arid Environ* 73: 164–172. 985
- Salafsky N, Margoluis R, Redford K, Robinson JG (2002) Improving the practice of conservation: a conceptual framework and research agenda for conservation science. *Conserv Biol* 16: 1469–1479. 990
- Salvo B, Botti C, Pinto M (1988) Flower induction and differentiation in *Prosopis chilensis* (Mol.) Stuntz and their relationship with alternate fruit bearing. In Habitat, MA ed., *The Current State of Knowledge of Prosopis juliflora*. FAO, Rome, pp 269–275. 995
- Sokal RR, Rohlf FJ (1995) *Biometry: the Principles and Practice of Statistics in Biological Research*, Ed 3. W.H. Freeman, New York. 995
- Solbrig OT, Cantino PD (1975) Reproductive adaptations in *Prosopis* (Leguminosae, Mimosoideae). *J Arnold Arbor* 56, 185–210. 1000
- Soriano A (1983) Deserts and semideserts of Patagonia. In West NE, ed., *Temperate Deserts and Semideserts*. Elsevier Scientific, Amsterdam, pp 423–460. 1005
- Stitt M, Zeeman SC (2012) Starch turnover: pathways, regulation and role in growth. *Curr Opin Plant Biol* 15: 282–292. 1010
- Villagra PE, Boninsegna JA, Alvarez JA, Cony M, Cesca E, Villalba R (2005) Dendroecology of *Prosopis flexuosa* woodlands in the Monte desert: implications for their management. *Dendrochronologia* 22: 209–213. 1015
- Wikelski M, Cooke SJ (2006) Conservation physiology. *Trends Ecol Evol* 21: 38–46. 1020
- Wright IJ, Reich PB, Westoby M, Ackerly DD, Baruch Z, Bongers F, Cavender-Bares J, Chapin T, Cornelissen JHC, Diemer M *et al.* (2004) The worldwide leaf economics spectrum. *Nature* 428: 821–827. 1025
- Yemm EW, Willis AJ (1954) The estimation of carbohydrates in plant extracts by anthrone. *Biochem J* 57: 508–514. 1025